

CHOOSE YOUR OWN ADVENTURE STORY SECTION

MY NAME: _____

TODAY'S DATE: _____

CREATIVE WRITING CHECKLIST:

- ☐ I wrote my NAME and the DATE at the top of this booklet.

Name
Date

- ☐ I put a space between each word.

My()dog()smells()funny.

- ☐ I capitalized the first letter of every sentence.

My dog smells funny.

- ☐ I put a punctuation mark at the end of every sentence.

My dog smells funny.?!.

- ☐ I stayed inside the lines.

~~My dog smells funny.~~

- ☐ I completed my story BEFORE illustrating it.



STORY WRITING RULES:

- Your story block must contain at least 7 sentences.
- Always use "you" as the subject when writing from the hero's perspective.
- No gore (blood, people being hurt with guns and swords). If you're not sure if it's okay come ask me.
- Illustrate (draw) one scene from your favourite story section (one that you wrote.) It must be in black and white. You do not have to illustrate every section you write.

WAYS TO END THE STORY (ONLY WITH THE TEACHER'S PERMISSION)

- a) You are captured.
- b) You are killed.
- c) You get a treasure.
- d) You get back home or to school.
- e) You fail your mission.
- f) You have other ideas? Come and see me!

STORY ORGANIZER

SETTING - WHO: _____

(Who is with you? How do you feel? Has someone just left? Did you escape from someone?)

SETTING - WHERE: _____

(Where are you? What does it look like? Is there anything useful lying around?)

EVENT 1: _____

(Ideas: Something changes, the main character meets someone new, or there is a conflict.)

EVENT 2: _____


(Ideas: There is a complication, or the characters discover something, or the conflict gets worse.)


EVENT 3: _____


(Ideas: The characters realise they are in danger, the villain is revealed, or the conflict becomes intolerable.)


CHOICE #1: _____

CHOICE #2: _____









Story illustration: Please keep your drawing inside the box. Remember to only use black and white!

